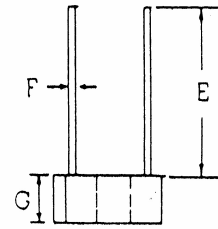
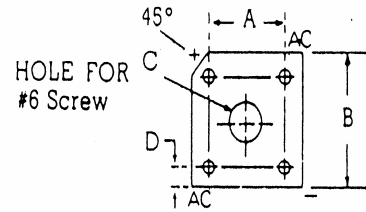


# SERIES B610

## Silicon Bridge Rectifier

DIM.	INCHES		MILLIMETERS	
	MIN.	MAX.	MIN.	MAX.
A	0.405	0.445	10.	11.3
B	0.53	0.59	13.49	15.08
C	0.142	0.158	3.6	4.0
D	0.047	0.127	1.2	3.2
E	0.75		19.1	
F	0.048	0.052	1.2	1.3
G	0.23	0.27	5.8	6.9



<u>PART NUMBER</u>	<u>PIV/LEG</u>
B610-5	50
B610-10	100
B610-20	200
B610-30	300
B610-40	400
B610-50	500
B610-60	600
B610-70	700
B610-80	800
B610-100	1000
B610-120	1200

### ELECTRICAL RATINGS

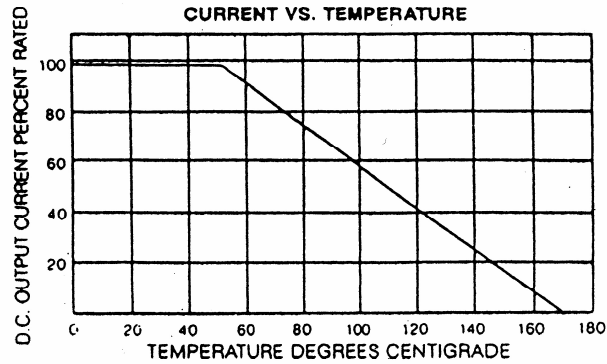
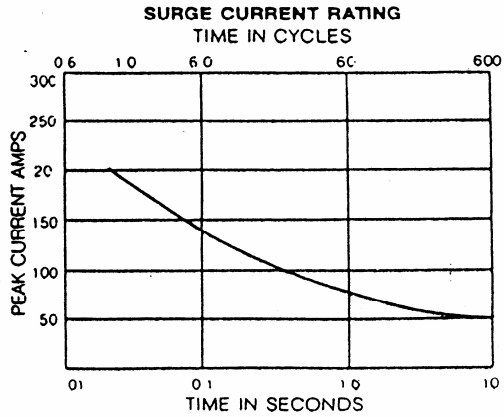
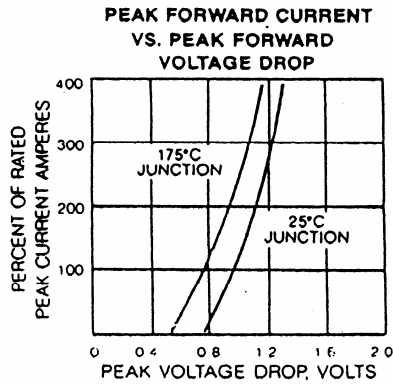
MAXIMUM FORWARD CURRENT SINGLE PHASE, FULL WAVE @ 55° C I <sub>o</sub> AMPS	10.0 AMPS **
MAXIMUM SINGLE CYCLE SURGE CURRENT (AMPS)	200 AMPS
MAXIMUM FORWARD VOLTAGE DROP @ 25° C I <sub>o</sub> AMPS (FULL WAVE)	6.0
V VOLTS (PER SECTION)	1.0
MAXIMUM REVERSE CURRENT @ PIV @ 25° C	10.0 uA

\*\* CURRENT RATING WHEN HEAT SINKED

(203) 467-2591 TEL  
 (203) 469-5928 FAX  
 Email: Info@ edal.com  
 Internet: http://www.edal.com

**EDAL<sup>®</sup> INDUSTRIES**  
**INC.** SINCE 1958  
 51 Commerce St. East Haven, CT 06512

# Medium Current Curves



203) 467-2591 TEL  
 (203) 469-5928 FAX  
 Email: Info@edal.com  
 Internet: <http://www.edal.com>

**EDAL<sup>®</sup> INDUSTRIES**  
**INC.** SINCE 1958

51 Commerce St. East Haven, CT 06512