

# Silicon Rectifier Miniature Single Phase Bridges

## ELECTRICAL RATINGS

For Single Phase Bridge Circuit

Maximum Allowable DC Output:  
 at 50 ° C ambient temperature 2.0 amps\*  
 at 100 ° C ambient temperature 1.5 amps

Maximum Allowable One Cycle  
 Surge Current 60 amps

Maximum Peak Recurrent Forward  
 Current 15 amps

Maximum Full Load Forward Voltage Drop  
 (Peak at 50 ° C) Res. Load 2 volts

Maximum Reverse Current  
 (25 ° C full cycle average) 5.0 ua  
 (100 ° C full cycle average) 0.5 mA

\* free air mounting. With heat sinking, up to 4.0  
 amps.

Part Number B172 Specifications

P/N	Volts PIV	P/N	Volts PIV
B172-5	50	B172-70	700
B172-10	100	B172-80	800
B172-20	200	B172-90	900
B172-30	300	B172-100	1000
B172-40	400	B172-110	1100
B172-50	500	B172-120	1200
B172-70	600		


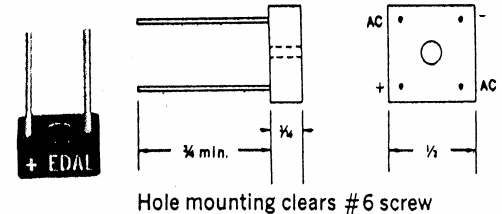
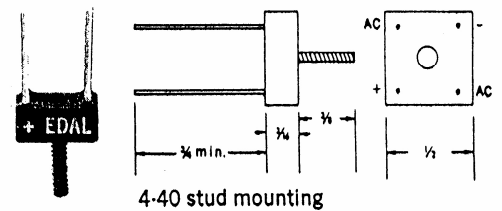
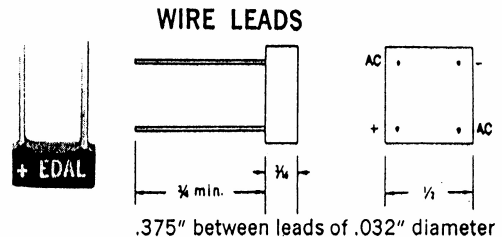
Add suffix "S" to catalog number to denote stud; "H" to denote hole;  
 "A" to denote bulk avalanche. Example, B172-30SA designates  
 P/N B172 which has wire leads, 300 volts PIV, mounting stud and  
 bulk avalanche.

(203) 467-2591 TEL  
 (203) 469-5928 FAX  
 Email: Info@edal.com  
 Internet: http://edal.com

The compact design of Edal miniature single-phase bridge silicon rectifiers offers a sharp reduction in space requirements. Simplified purchasing, reduced inventory, fewer lead connections and faster assembly by eliminating the need for soldering many diodes to achieve equivalent circuitry are other advantages.

Units contain double diffused passivated junctions in a cold case design for high reliability. Termination is optional to contain wire leads which can be left straight for plug-in or bent for simple terminal strip mounting, turret-type or quick-connect terminal. Holes or studs provide optional mounting.

Electrical ratings highlighted point out the high temperature resistance, low leakage current and low forward voltage drop. Single-phase bridge designs with voltage ratings from 50 to 1200 volts PIV are offered with current of 2 amps by free air mounting or up to 4 amps by utilizing a heat sink. Bulk avalanche design and special ratings available on request.



**EDAL**® INDUSTRIES  
 INC. SINCE 1958

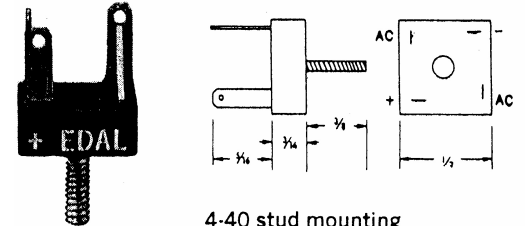
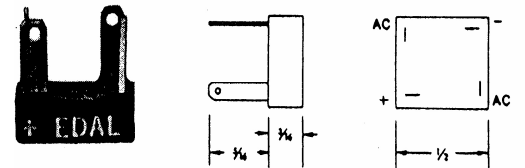
51 Commerce St. East Haven, CT 06512

### Part Number B272 Specifications

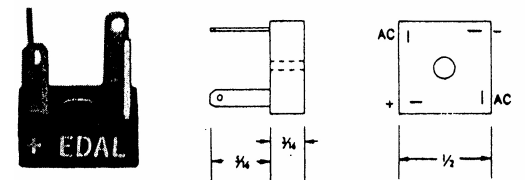
P/N	Volts PIV	P/N	Volts PIV
B272-5	50	B272-70	700
B272-10	100	B272-80	800
B272-20	200	B272-90	900
B272-30	300	B272-100	1000
B272-40	400	B272-110	1100
B272-50	500	B272-120	1200
B272-60	600		

Add suffix "S" to catalog number to denote stud; "H" to denote hole; "A" to denote bulk avalanche. Example, B272-30SA designates P/N B272 which has wire leads, 300 volts PIV, mounting stud and bulk avalanche.

### QUICK CONNECT .110 TERMINALS



4-40 stud mounting



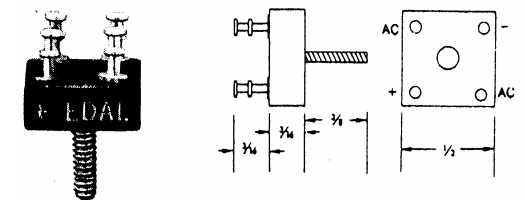
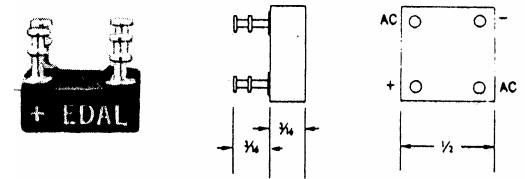
Hole mounting clears #6 screw

### Part Number B372 Specifications

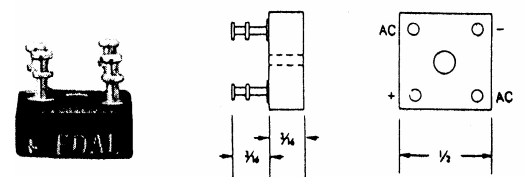
P/N	Volts PIV	P/N	Volts PIV
B372-5	50	B372-70	700
B372-10	100	B372-80	800
B372-20	200	B372-90	900
B372-30	300	B372-100	1000
B372-40	400	B372-110	1100
B372-50	500	B372-120	1200
B372-60	600		

Add suffix "S" to catalog number to denote stud; "H" to denote hole; "A" to denote bulk avalanche. Example, B272-30SA designates P/N B272 which has wire leads, 300 volts PIV, mounting stud and bulk avalanche.

### TURRET TYPE



4-40 stud mounting



Hole mounting clears #6 screw

(203) 467-2591 TEL  
 (203) 469-5928 FAX  
 Email: Info@edal.com  
 Internet: http://edal.com

**EDAL**® INDUSTRIES  
 INC. SINCE 1958

51 Commerce St. East Haven, CT 06512